

Stainless steel rotary vane pumps PO 70-400 series

The rotary vane pumps, manufactured by Fluid-o-Tech® and sold worldwide under the trademark Rotoflow®, are volumetric pumps designed for pumping water and aggressive liquids with low flow at high pressure.

Technical features and manufacturing characteristics

The housing and the rotor are in stainless steel AISI 303, while the pumping chamber and the vanes are in carbon graphite.

Inlet and outlet ports are 3/8" GAS or NPT threaded.

A built-in adjustable relief valve to protect the pump and the system from unexpected pressure spikes is also available upon request.

The pump can be connected to direct coupling motors with a stainless steel clamp or to M71 and M80 UNELMEC or NEMA 56C frame motors with the Fluid-o-Tech® coupling and adapter set. Maximum operative temperature: 70 °C (158 F).

Available upon request:

- Viton®/EPDM seals
- Built-in relief valve
- Flange mount

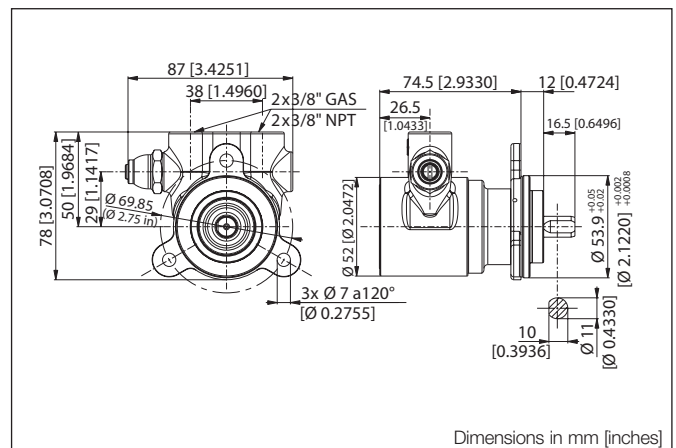
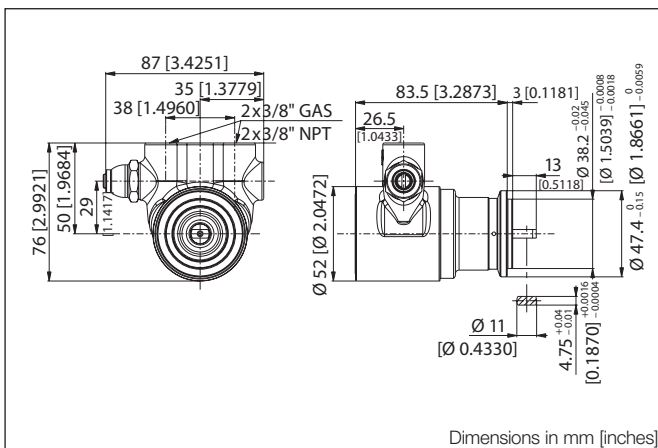


MAIN APPLICATIONS

- Soda circulation
- Cooling systems
- Booster systems
- Water treatment

TECHNICAL INFORMATION

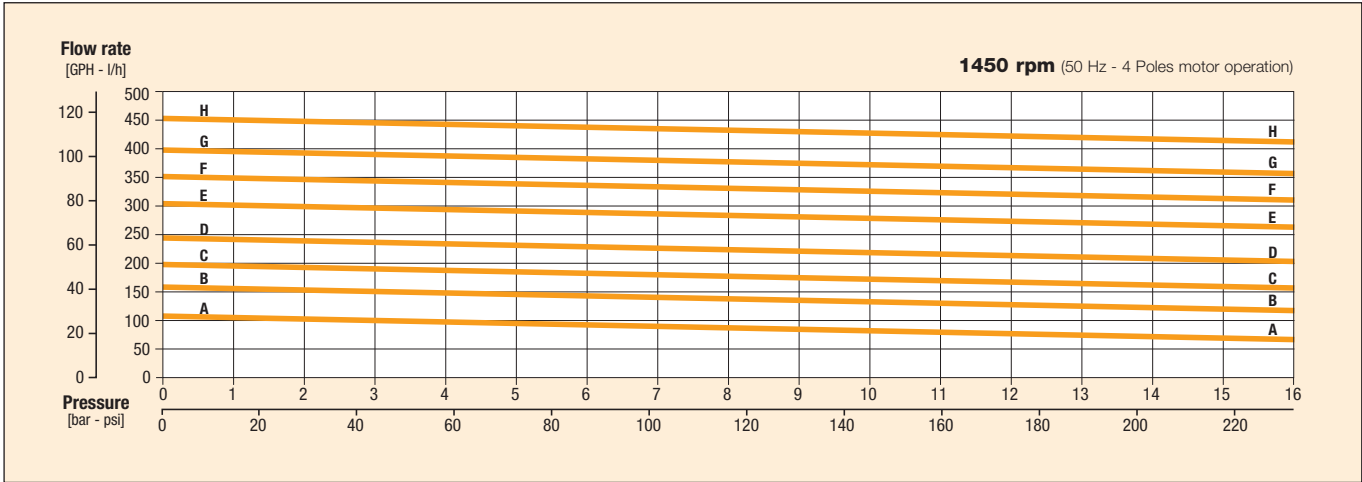
Pump housing material	Stainless steel	Max static pressure	20 bar/290 psi
Pumping chamber	Carbon graphite	Pump weight	Clamp mount 1.2 kg (2.7 lb)
Ports	3/8" GAS or NPT		Flange mount 1.5 kg (3.3 lb)
Speed limit	1725 rpm		



Stainless steel rotary vane pumps PO 70-400 series

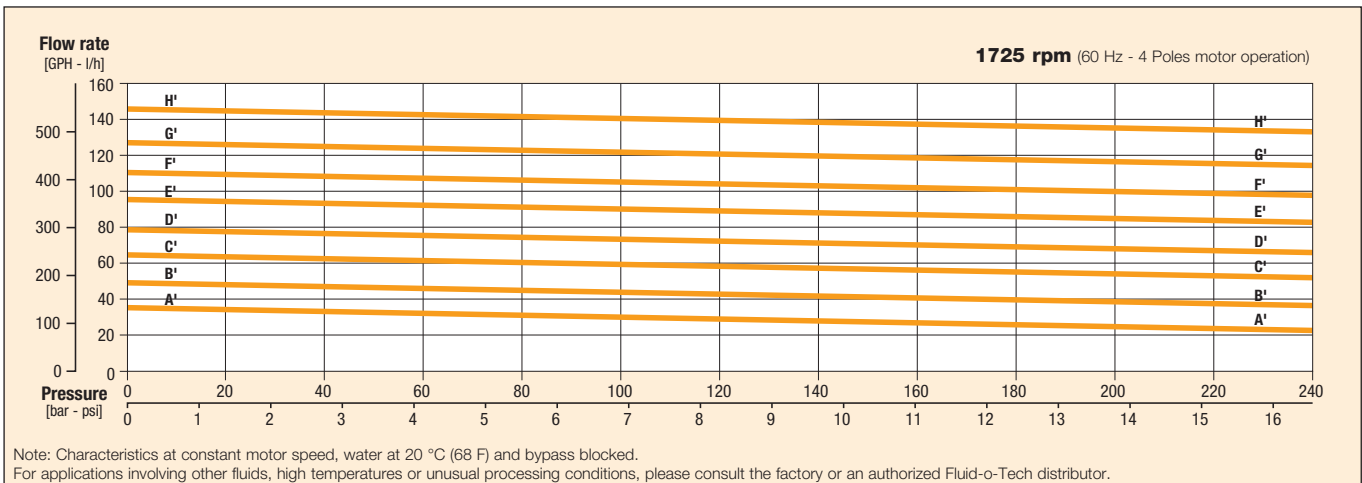
Model PO/PA/PW	0710	0711	0711F	110	111	111F	1510	01511	1511F	210	211	211F
Figure	A-A			B-B			C-C			D-D		
Mount	Clamp	Clamp	Flange	Clamp	Clamp	Flange	Clamp	Clamp	Flange	Clamp	Clamp	Flange
Relief valve	NO	YES	YES	NO	YES	YES	NO	YES	YES	NO	YES	YES

Model PO/PA/PW	2510	2511	2511F	310	311	311F	3510	3511	3511F	410	411	411F
Figure	E-E			F-F			G-G			H-H		
Mount	Clamp	Clamp	Flange	Clamp	Clamp	Flange	Clamp	Clamp	Flange	Clamp	Clamp	Flange
Relief valve	NO	YES	YES	NO	YES	YES	NO	YES	YES	NO	YES	YES



Model PO/PA/PW	0710	0711	0711F	110	111	111F	1510	01511	1511F	210	211	211F
Figure	A'-A'			B'-B'			C'-C'			D'-D'		
Mount	Clamp	Clamp	Flange	Clamp	Clamp	Flange	Clamp	Clamp	Flange	Clamp	Clamp	Flange
Relief valve	NO	YES	YES	NO	YES	YES	NO	YES	YES	NO	YES	YES

Model PO/PA/PW	2510	2511	2511F	310	311	311F	3510	3511	3511F	410	411	411F
Figure	E'-E'			F'-F'			G'-G'			H'-H'		
Mount	Clamp	Clamp	Flange	Clamp	Clamp	Flange	Clamp	Clamp	Flange	Clamp	Clamp	Flange
Relief valve	NO	YES	YES	NO	YES	YES	NO	YES	YES	NO	YES	YES



Note: Characteristics at constant motor speed, water at 20 °C (68 F) and bypass blocked.
For applications involving other fluids, high temperatures or unusual processing conditions, please consult the factory or an authorized Fluid-o-Tech distributor.

Fluid-o-Tech reserves the right to alter the specifications indicated in this catalogue at any time and without prior notice.

Fluid-o-Tech srl
Via Leonardo da Vinci, 40
20094 Corsico, Milano, Italy
Tel. +39 02 9995 01
Fax +39 02 9995 0999
info@fluidotech.it

Fluid-o-Tech Int'l Inc.
161 Atwater St.,
06479 Plantsville CT (USA)
Tel. +1 (860) 276 9270
Fax +1 (860) 620 0193
info@fluid-o-tech.com

Fluid-o-Tech Int'l Inc. Japan
201, 4-3-10, Todoroki,
Setagaya, Tokyo 158-082, Japan
Tel. +81 (0) (3) 6432 1812
Fax +81 (0) (3) 6432 1813
erkkato@fluidotech.jp

Fluid-o-Tech Asia (Shanghai) Co., Ltd.
2/F, Factory building 6 (1), No. 258, Zhijiang Road,
Fengxian District, Shanghai City, Z.P.: 201499 China
Tel. +86 (021) 67100 838
Fax +86 (021) 67100 605
info@fluidotech-asia.com